



專業創新

價值分享

PONTEX POLYBLEND CO., LTD.

Investor Conference 2024 Q3 Operating Results

2024/12/05



■ Disclaimer

This briefing may contains forward-looking statements that will affect the Company's inferred views on the development of the industry in the future due to uncertainty risks, actual results may differ materially from these forward-looking expectations, and the Company is not responsible for updating or reminding the Company from time to time in the event of changes or adjustments in the future.

The financial information in this briefing has been prepared in accordance with ifrs, international accounting standards, has been reviewed by accountants and has been submitted to the Board of Directors of the Company.

■ Agenda

- **Company Profile**
- **2024 Q3 Financial Results**
- **Future Business Focus**
- **Q&A**



專業創新

價值分享

Company Profile

精進創新

永續邦泰

ISO 14001 · ISO 9001 · IATF16949



專業創新

價值分享

Milestones



Taiwan Pontex



VietNam Pontex



Qingyuan Pontex

1982-Founded and started production (Dec. 21, 1982)

1984-Became Nike's OEM injection outsole and components supplier

1990-Expansion of the new Pontex factory in Tanzi, Taichung

1998 -Produced engineering plastic composite materials

2002- Pontex was listing on the Over-The-Counter Market(8935)

2007-Dongguan Changming Factory was established

2016-Became Crocs's OEM partner

2017-VietNam Pontex began to operate

2020- Qingyuan Pontex began to operate

Dec-2022-40th Anniversary

Dec.-2023-Thermo compression Factory completed

2024-Apply for thermo compression factory process patent and product patent

精進創新

永續邦泰

ISO 14001 · ISO 9001 · IATF16949



專業創新

價值分享

Group Stronghold



Qingyuan Pontex—

◆Equipment ◆ Composite production base
 Address : Qingyuan City, Guangdong
 Province Qingxin District Taiping Town
 Longwan Industrial Park
 Covers an area of about 86,60 square meters
 (130acres)



Taiwan Pontex (World Headquarter) –

◆Composite production base/
 ◆R&D center
 Address : Longxing Ln.,Sec.2, Fengxing Rd.,
 Tanzi Dist., Taichung City
 Covers an area of about 34,700 square meters



VietNam Pontex—

◆Equipment ◆Composite production base
 Address : My Phuoc II Industrial Part, Binh Duong
 Province
 Covers an area of about 50,000 square meters




精進創新

永續邦泰

ISO 14001 · ISO 9001 · IATF16949

Major business divisions-1



Plastic Compound Material

Revenue ratio: **75%~85%**

- 1 Engineering modified plastic & Other High Specification Materials
- 2 Recycled materials(PCR)
- 3 Biodegradable materials
- 4 Solar panel material & Profile extrusion




Major business divisions-2

photos of finished shoes are quoted from CROCS official website



Equipment Injection Revenue ratio: 15%~25%

- 1 Casual shoes and accessories
- 2 Sneakers outsole (Soccer shoes, Baseball shoes, Football boots, Golf shoes)
- 3 Sneaker parts injection
- 4 Other injection (non-shoes)
- 5 Textile Board





專業創新

價值分享

2024 Q3 Financial Results

精進創新

永續邦泰

ISO 14001 · ISO 9001 · IATF16949



Statement of Comprehensive Income (Consolidated)

Amount : NT\$Thousand

	2024Q1		2024Q2		2024Q3		2023Q3	
Operating Revenue	134,692	100%	148,389	100%	126,811	100%	154,647	100%
Operating Cost	(119,394)	-89%	(133,776)	-90%	(117,165)	-92%	(143,649)	-93%
Gross Profit	15,298	11%	14,613	10%	9,646	8%	10,998	7%
Operating Expenses	(31,722)	-24%	(33,524)	-23%	(33,327)	-26%	(32,073)	-21%
Net Operating Income	(16,424)	-12.2%	(18,911)	-12.7%	(23,681)	-18.7%	(21,075)	-13.6%
Non-Operating Income and Expenses	2,124	1.6%	2,459	1.7%	(3,950)	-3.1%	(1,018)	-0.7%
Profit before Tax	(14,300)	-10.6%	(16,452)	-11.1%	(27,631)	-21.8%	(22,093)	-14.3%
Profit	(14,700)	-10.9%	(16,569)	-11.2%	(26,269)	-20.7%	(21,843)	-14.1%
Earnings Per Share(NT\$)	(0.15)		(0.14)		(0.24)		(0.23)	

Earnings Per Share was calculated based on total weighted average number of ordinary shares outstanding (thousand shares)

99,869

106,682

108,969

92,259



Statement of Comprehensive Income (Consolidated)

Amount : NT\$Thousand

	Total Q1 to Q3 2024		Total Q1 to Q3 2023		Differences amount	
Operating Revenue	409,892	100%	463,235	100%	(53,343)	-12%
Operating Cost	(370,335)	-90%	(411,615)	-89%	(41,280)	10%
Gross Profit	39,557	10%	51,620	11%	(12,063)	-23%
Operating Expenses	(98,573)	-24%	(94,945)	-20%	3,628	4%
Net Operating Income	(59,016)	-14.4%	(43,325)	-9.4%	(15,691)	36%
Non-Operating Income and Expenses	633	0.2%	(2,365)	-0.5%	2,998	127%
Profit before Tax	(58,383)	-14.2%	(45,690)	-9.9%	(12,693)	28%
Profit	(57,538)	-14.0%	(41,952)	-9.1%	(15,586)	37%
Earnings Per Share(NT\$)	(0.53)		(0.45)			

Earnings Per Share was calculated based on total weighted average number of ordinary shares outstanding (thousand shares)

108,969

92,259



Balance Sheet Highlights (Consolidated)

Amount : NT\$Thousand

	2024.09.30	2023.12.31	2023.09.30
Cash and cash equivalents	135,012	107,758	170,635
Current financial assets measured at amortized cost	54,288	58,078	52,980
Notes and accounts receivable, net	119,072	141,233	180,757
Inventories	242,544	263,988	275,250
Property, plant and equipment	694,428	684,583	698,380
Other assets	289,028	289,891	306,309
Total Assets	1,534,372	1,545,531	1,684,311
Current Liabilities	386,562	466,416	544,931
Non-current Liabilities	160,982	213,364	227,440
Total Equity	986,828	865,751	911,940

Net Worth/Share(NT\$)

8.69

8.83

9.31

Net worth per share was calculated based on total shares outstanding (thousand shares)

113,495

97,995

97,995



專業創新

價值分享

■ Key Financial Ratios (Consolidated)

	2024.09.30	2023.12.31	2023.09.30
AR Turnover(Days)	87	117	124
Inventory Turnover(Days)	220	215	210
AP Turnover(Days)	62	67	64
Cash Conversion Cycle(Days)	245	265	270
ROE(annualized)	-8.28%	-8.21%	-6.39%
Current ratio	158.85%	134.52%	137.25%
Fin. Debt(Included long term and short term financial debts)	29.72%	36.85%	39.42%

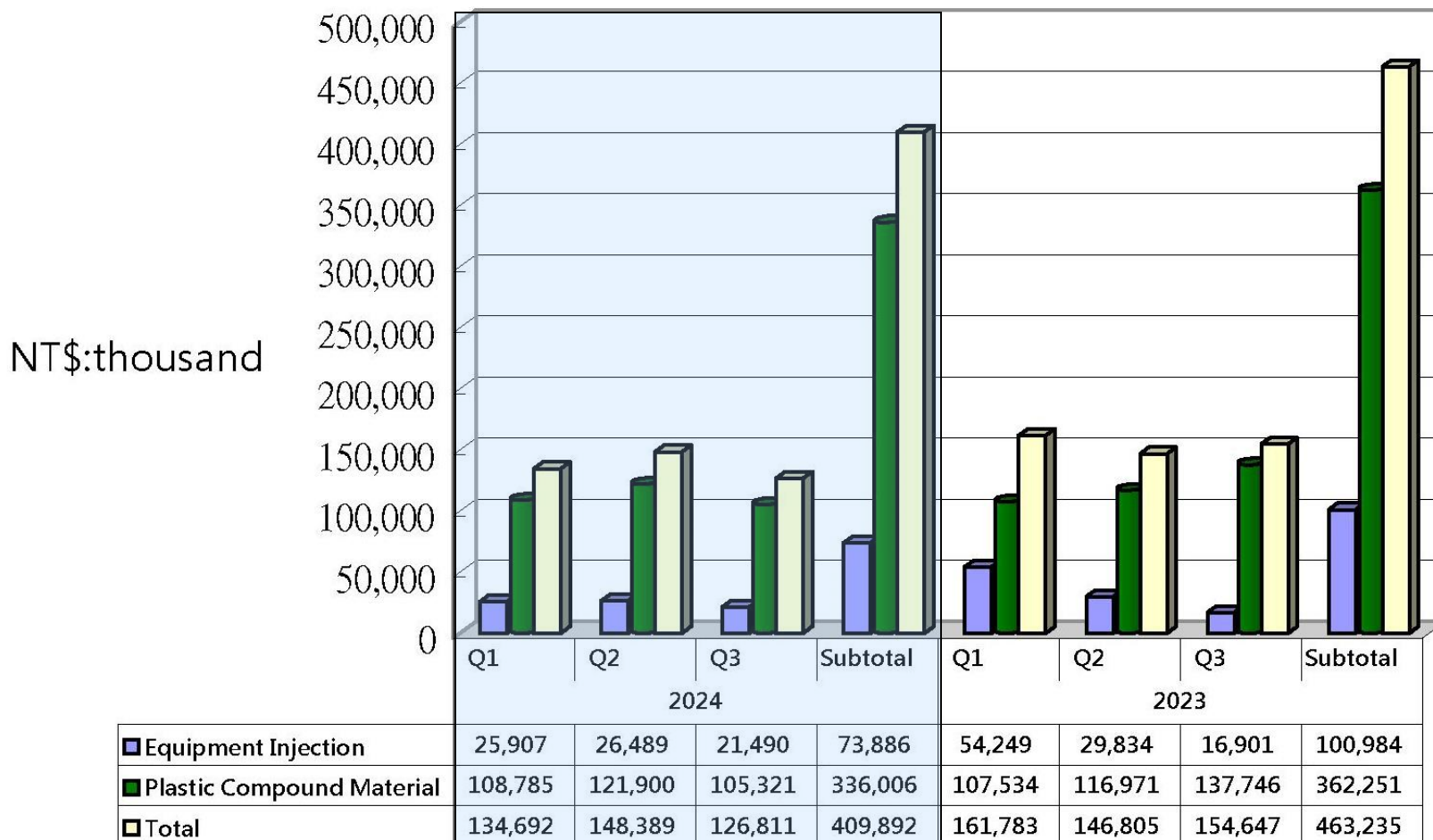
精進創新

永續邦泰

ISO 14001 · ISO 9001 · IATF16949



Revenue Breakdown by Divisions

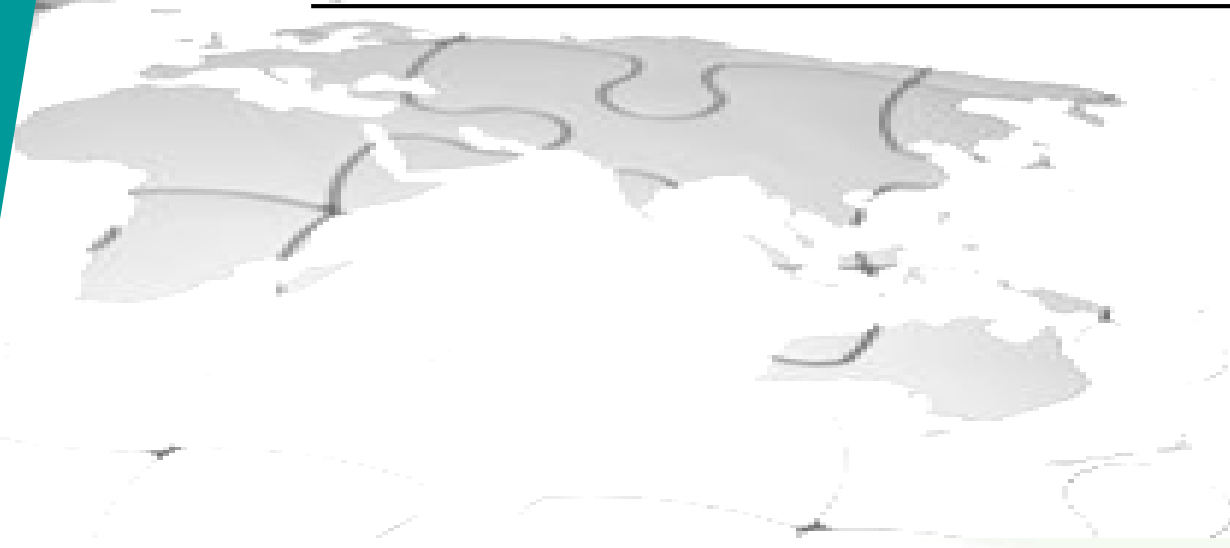




專業創新

價值分享

Future Business Focus



精進創新

永續邦泰

ISO 14001 · ISO 9001 · IATF16949



Business development focus

Plastic Compound Material

- Development of low-carbon/carbon-reducing composite materials :

1. Replastic-recycling-reuse
2. Plastic reduction-biomass alternative materials

- High value composite materials :

Electronics/aerospace/energy...technological industry materials

EquipmentInjection

- Multi-brand footwear product OEM
- Non-footwear multi-product OEM
- Improve the independence of product mold development



專業創新

價值分享

Q & A

精進創新

永續邦泰

ISO 14001 · ISO 9001 · IATF16949



專業創新

價值分享

Thank You !



精進創新

永續邦泰

ISO 14001 · ISO 9001 · IATF16949